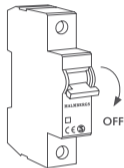
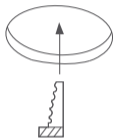


Instructions

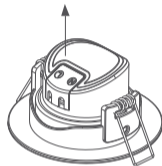
1 Shut off the power



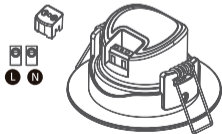
2 Drill holes to the size of the lamp



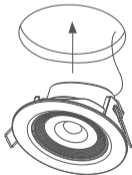
3 Remove cover



4 Connect the insulated cable to the input cable cone to ensure that no wires are exposed.



5 Install lights



6 Open the power supply

